

Version	Worktop - 75 cm - Black matt/white LED - 800 m ³ /h
Design	Falmec Lab
Collection	Cooking

TECHNICAL FEATURES

Materials/Finishes	Black matt glass ceramic
Features	<ul style="list-style-type: none"> Motorized flap system Timer / minute minder Automode (suction speed automatically adjusts to cooking power) Grease and odour filter basket with liquid collection tray Flex Surface technology Motor position adjustment system to optimise cabinet space
Control	<ul style="list-style-type: none"> "Touch slider" control 9 cooking levels + boost
Function	Extracting/Filtering
Filters	<ul style="list-style-type: none"> Metallic grease filter, removable and washable Carbon.Zeo Microtech regenerable filter (optional)
Power	Power level management from 2.8kW to 7.4kW
Motor	Brushless Motor
Dimensions	75 cm
Cooking Functions	<ul style="list-style-type: none"> Residual heat indicators Recall function Keep warm function (44°) Automatic pot detection Automatic cut-off timer (for each cooking zone) Safety switch-off / safety lock function Pause function Chef function Bridge function



Photograph is for information purposes only. May not correspond to the selected version

CONNECTION AND CONSUMPTION FUNCTIONS

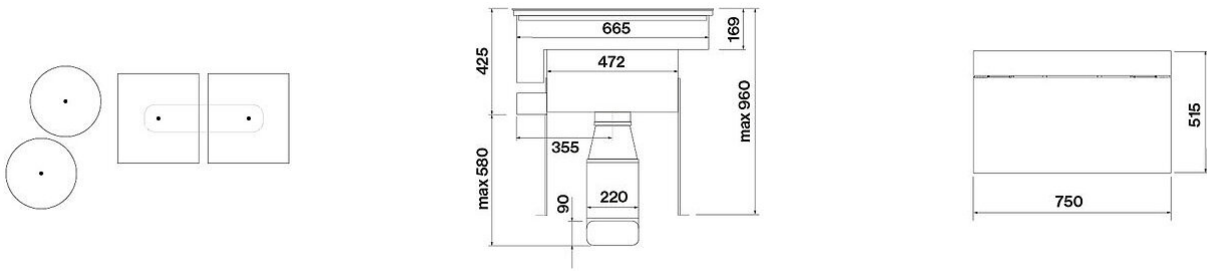
Maximum consumption	7560 W
Voltage/Frequency	220-240V 50-60Hz

MOTOR

Motor	Brushless Motor 800 m ³ /h
Maximum capacity	690 m ³ /h I.E.C.61591
Maximum sound level	65 dB (A)re1pW I.E.C. 60704-2-13
Energy class	A+++

WEIGHTS AND VOLUMES

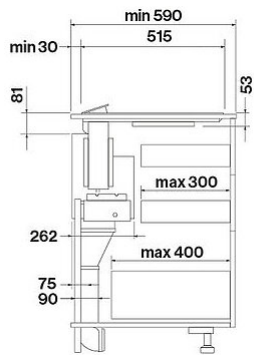
Gross weight	35.5 kg
Net weight	30.3 kg
Volume	0.29 m ³
Packaging dimensions	L 980 x H 482 x P 615 mm



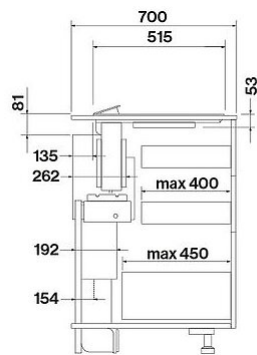
Cooking zones layout

Frontal view

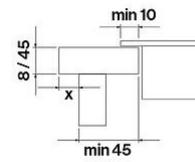
Top view



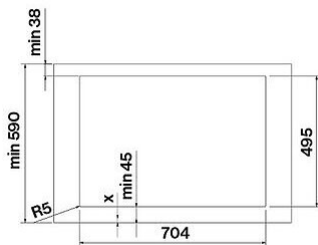
Side view with motor in front position



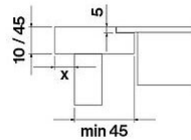
Side view with motor in rear position



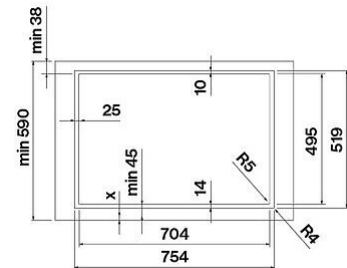
Topmounted installation



Hole dimensions



Flushmounted installation



Hole dimensions

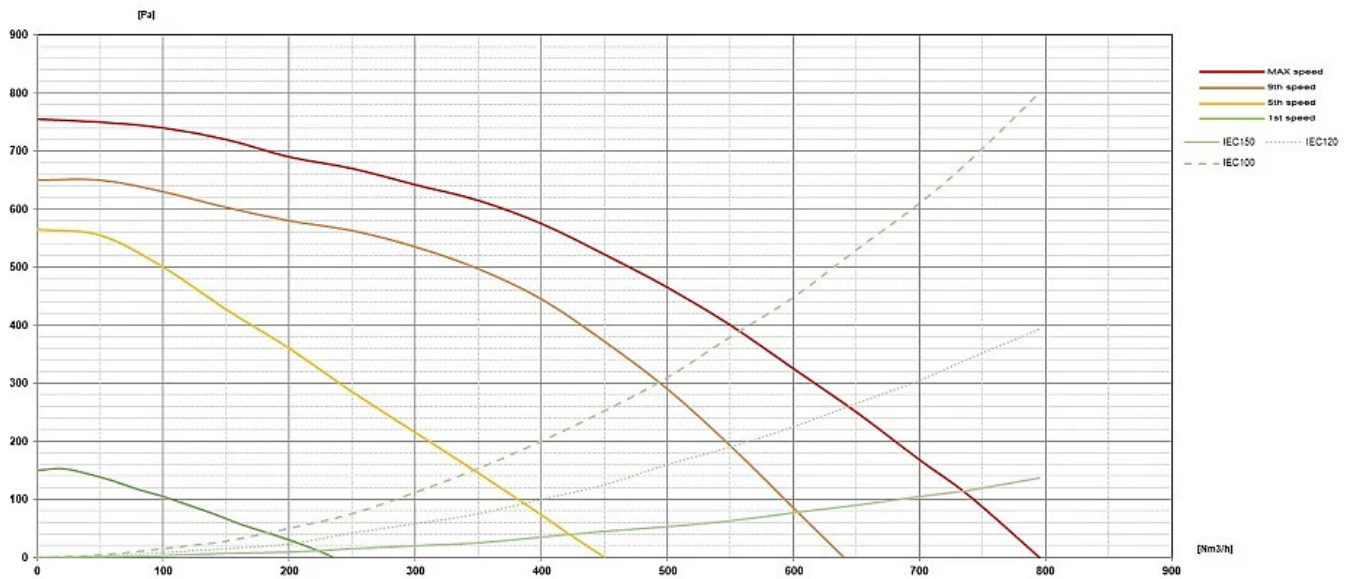
Optional accessories


Code	Description
KACL.1026	Silence Kit
KACL.1037	Carbon.Zeo Microtech regenerable filter (1x)

ENGINE SPECIFICATIONS

Motor speed	1	5	9	10
Noise dB(A) re1pW I.E.C. 60704-2-13	44	57	65	66
Capacity	254	460	640	690
Maximum pressure (Pa)	200	650	670	680
Motor power (W)	11	50	110	150
Air outlet	150	150	150	150

FLOW RATE / PRESSURE





PF		
S	Falmecc Lab	
M	Worktop - 75 cm - Black matt/white LED - 800 m3/h	
AEC	16.50	kWh/a
EEC	A+++	
FDE	43.40	
FDEC	A	
LE	0.00	
LEC		
GFE	87	
GFEC	B	
Qmin	254	m ³ /h
Qmax	640	m ³ /h
Qboost	690	m ³ /h
SPEmin	44	dBa
SPEmax	65	dBa
SPEboost	66	dBa
PO		
PS	0.48	W

PI		
F	0.40	
EEL	21.30	
Qbep	384	m ³ /h
Pbep	460	Pa
Qboost	690	m ³ /h
Wbep	113	W

PF_Scheda prodotto conforme a 65/2014 S_Supplier name / M_Model identification / AEC_Annual Energy Consumption (AEC hood) / EEC_Energy Efficiency class / FDE_Fluid Dynamic Efficiency (FDE hood) / FDEC_Fluid Dynamic Efficiency class / LE_Lighting Efficiency (LE hood) / LEC_Lighting Efficiency class / GFE_Grease Filtering Efficiency / GFEC_Grease Filtering Efficiency class / Qmin_Air flow (in m³/h) at min speed in normal use / Qmax_Air flow (in m³/h) at max speed in normal use / Qboost_Air flow (in m³/h) at intensive or boost setting (max air-flow) / SPEmin_Airborne acoustical A-weighted sound power emissions at min speed in normal use / SPEmax_Airborne acoustical A-weighted sound power emissions at max speed in normal use / SPEboost_Airborne acoustical A-weighted sound power emissions (in dB) at intensive or boost setting / P0_Power consumption in off mode (Po) / Ps_Power consumption in stand by mode (Ps).

PI_Additional information according to 66/2014 Calculation methods: EN 61591:2020 F_Time increase factor / EEL_Energy Efficiency Index / Qbep_Measured air flow rate at best efficiency point / Pbep_Measured air pressure at best efficiency point / Qboost_Maximum air flow / Wbep_Measured electric power input at best efficiency point / WL_Nominal power of the lighting system / Emiddle_Average illumination of the lighting system on the cooking surface / Lwa=SPEmax_Sound pressure level at the highest speed.